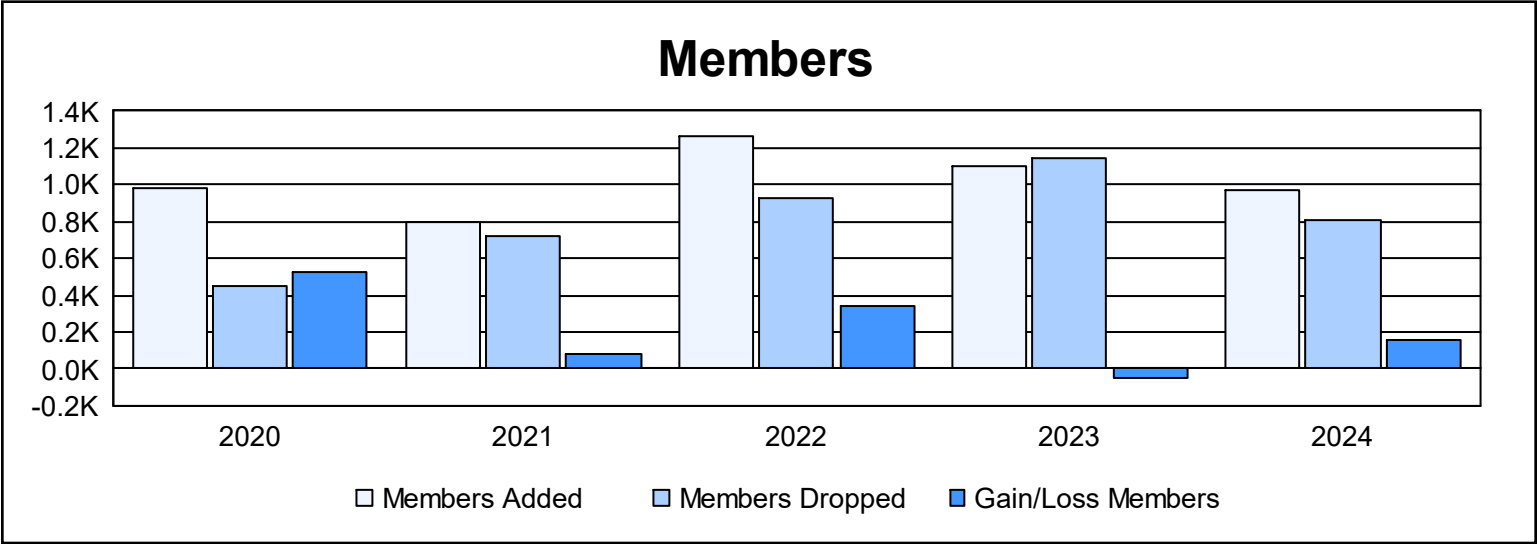
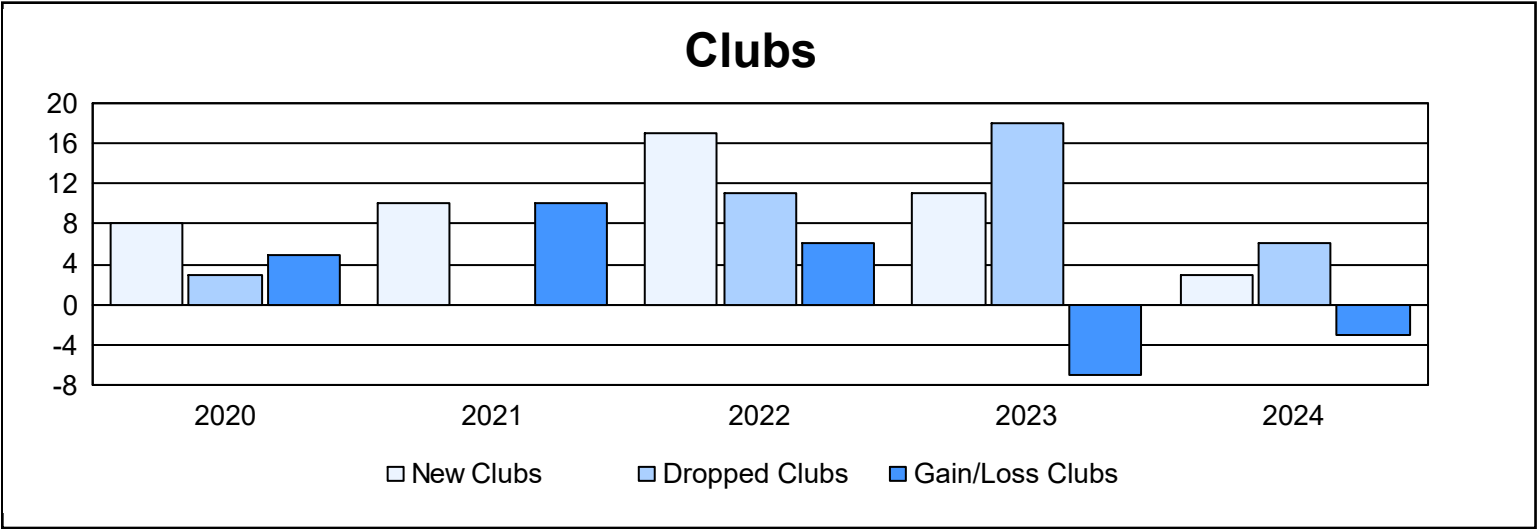
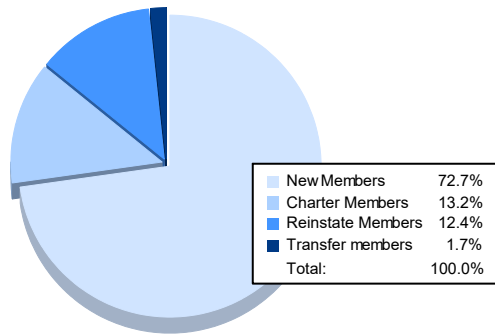


Year	New Clubs	Dropped Clubs	Gain/ Loss Clubs	New Members	Charter Members	Reinstate Members	Transfer Members	Total Member Added	Total Members Dropped	Gain/ Loss Members
2019-2020	8	3	5	632	300	37	8	977	452	525
2020-2021	10	0	10	479	256	54	11	800	716	84
2021-2022	17	11	6	738	467	44	10	1,259	923	336
2022-2023	11	18	-7	662	369	60	6	1,097	1,142	-45
2023-2024	3	6	-3	704	128	120	16	968	812	156
Average	10	8	2	643	304	63	10	1,020	809	211



### Membership Composition June 2024 Cumulative



### Gender Composition June 2024 Cumulative

